






Peer Comparison Tools

There are a number of tools available which will provide data (input, output, productivity) which can be used for benchmarking.

Tool	Format	Contents	Years Covered	Tips for Use
California State Statistics 	Printed and downloadable pdf version. Data files in Excel format also available. Available at www.library.ca.gov/lds/librariystats.html	All 179 California public libraries	FY 1992-2006	Fast, convenient; all California public libraries included; good trend information; medians and sorted listings for major metrics; statistics grouped by population groupings
Public Library Data Service Annual Statistical Report 	Printed. Beginning in 2007 the database is also available as a subscription, with access to all files in both csv and Excel formats, chart creation capability, and ability to make easily make comparisons. ALA Bookstore	Nearly 900 public libraries; fewer serving under 100,000 people; 21 Canadian public libraries Each edition also contains a special topic report, such as Young Adult Services in 2007.	FY 1998-2006	Fast, convenient; not so useful for smaller libraries since fewer of them are included; tables showing averages, medians, quartiles for major metrics.

Tool	Format	Contents	Years Covered	Tips for Use
<p>FSCS (Federal State Cooperative System)</p>  <p>Available on IMLS website: harvester.census.gov/imls/data/pls/index.asp</p>		<p>Roll up from each state's data collection effort. About 9,000 public libraries represented.</p>	<p>FY 1992-2005</p>	<p>Older data but more comprehensive for smaller libraries</p>
<p>BibliostatConnect</p>  <p>Available through CSL subscription: connect.informata.com Obtain login and password from Ira Bray, California State Library</p>		<p>Provides access to California, PLA, FSCS, and other databases.</p>	<p>All databases are as current as the versions published by database developers. For example, California statistics are for FY 2006.</p>	<p>Easy to use and make comparisons; ability to create tables and charts; can download to Excel. Much easier to use than paper versions.</p>

Tool	Format	Contents	Years Covered	Tips for Use
<p>Compare Public Libraries (replaces Public Library Peer Comparison Tool)</p>  <p>Available at: harvester.census.gov/imls/compare/index.asp</p>		<p>Uses FSCS data base, so about 9,000 public libraries included.</p>	<p>FY 2005 data is the most recent</p>	<p>Provides nice way to make comparisons; can produce attractive tables and charts. Data is older than that in the other tools, but more comprehensive for smaller libraries.</p>