

Living in a Material World: Crafting Programs for Adults

**An Infopeople Webinar
July 11, 2019**

Presented by Kimberli Buckley

Senior Community Library Manager

Concord Library - Contra Costa County Library





Today's Discussion

OUTLINE OF TOPICS

The world of crafts

Inspiration for craft ideas

Health benefits of crafts

Fitting crafts into your budget

Crafts aren't just for kids

Craft ideas for adults

WORDS OF INSPIRATION

“Creativity is inventing,
experimenting, growing, taking
risks, breaking rules, making
mistakes, and having fun.”

MARY LOU COOK



THE WORLD OF CRAFTS





ARTS & CRAFTS MOVEMENT


Started in England late 18th Century.

Founder English poet & artist William H. Morris.

Values embraced were simplicity and human touch.


**In response to the dehumanizing effects of the
Industrial Revolution.**

Did you know?



72%

CRAFTERS ARE
WOMEN



35-44

MEDIAN AGE OF
CRAFTERS

FUN FACT

At least 62.5 million

PEOPLE PARTICIPATED IN ONE OR
MORE CRAFTING ACTIVITIES

BETWEEN 2018-2019

Where to find Inspiration?

YOUTUBE & BLOGS

PINTEREST & PODCASTS



CRAFTS ARE GOOD FOR YOU

**Making crafts relieves stress,
encourages creative thinking,
increases brain plasticity, &
many other health benefits.**





Benefits of Crafting

**FOCUSING ON REPETITIVE ACTIONS
CAN IMPROVE THESE FUNCTIONS:**

Memory formation

Problem solving skills

Mindfulness

Focused attention

Keeps thoughts on task

Creativity

Sense of pride & achievement

Patience & perseverance

Extra Benefits

SOCIAL CONNECTIONS:

Shared ideas

Inspiration

Motivation

Build relationships

Lasting connections



Facilitate the "Flow" state



Materials & Styles


WHAT IS MOST POPULAR?




TEXTILES



PAPER



DECORATIVE



WEARABLE

Crafting On a Budget



Duct Tape is Everything



GET
CREATIVE



FUN
PATTERNS



DUCT TAPE
ATTIRE



Fun Fact:

Duct tape is actually three layers of materials!

On a Budget?

Try Office Supplies


GOLDIFY IT!



POST ITS



COLORED DOTS




More Budgeting Ideas: Recycled Materials



KEYS
BUTTONS
FABRIC
TIN CANS



Crafts Aren't Just for Kids





Crafts can inspire adults and give them
a sense of pride and achievement

CRAFTING PROGRAMS FOR ADULTS!

**IF YOU OFFER THEM
THEY WILL COME!**





Mason Jar Bird Feeder

THIS ONE'S FOR THE BIRDS!

Supplies You Will Need:

Mason jars with handles

Wooden spoons

1" Colorful ribbon

1 cup bird seed

Cookie Sheet Magnetic Board

SO CUTE!

Supplies You Will Need:

Aluminum baking sheets (any size) Duct Tape, fabric or scrapbooks paper

Adhesive spray for fabric Foam stickers

Ribbons to hang board

Magnets to put on new board!



Yarn Balls

FUN & MESSY TO MAKE

Supplies You Will Need:

Yarn (use a variety of colors)

Balloons (5" round for smaller)

White glue

Water



Colored Glassware

**THIS CRAFT TAKES COLORING
TO THE NEXT LEVEL!**

Supplies You Will Need:

Glass tumblers
Metallic Sharpie Markers
Rubbing alcohol
Paper towels





Fabric Covered Notebooks

SO MUCH FUN TO MAKE!

Supplies You Will Need:

Notebooks (composition work well)

Fabric pieces (large squares)

Glue Sticks

White glue

Scissors

Add: Duct Tape & Ribbon for a fun look!

Glittered Bottles

THESE GEMS REALLY SPARKLE!

Supplies You Will Need:

Clean & empty glass bottles

Sand paper

Adhesive spray

Lots of Glitter!

Optional: Glossy acrylic sealer



Creative Coasters

ATTRACTIVE & USEFUL

Supplies You Will Need:

Paper coasters (round or square)

Sharpie pens (colors & metallics)

Stencils

Designs for inspiration

Spray on sealer



Painted Pots

THESE POTS REALLY POP!

Supplies You Will Need:

Terracotta clay pots

Acrylic paints in assorted colors

Paint sponges & brushes

Paper plates

Cotton swabs

Inspiration for designs

Clear acrylic spray





Peachy Paper Roses

GORGEOUS COLORS!

Supplies You Will Need:

Basket shaped coffee filters

Green pipe cleaners

Watercolor paints

Paint brushes

Little bit of glue

Optional: Green floral tape

Flippin for Flip Flops

**CHECK OUT THESE
STYLISH KICKS!**

Supplies You Will Need:

Foam flip flop sandals

Ribbons (multi-colors & designs)

Scissors

About an hour to wrap the ribbons





Sharpiest Tote Bags

FASHION DESIGNERS LOOK OUT!

Supplies You Will Need:

Tote bags (white or light beige)

Painter's tape (for color blocking)

Sharpies in a variety of colors

Square pieces of cardboard (to prevent color bleeding)

Design ideas for inspiration

Your presenter today


Be sure to check out my
Living in a Material
World Toolkit **with all of the**
how-to's for the crafts
shown in today's webinar



KIMBERLI
BUCKLEY

Mrs. Librarian Lady

mrslibrarianlady.blogspot.com





Questions?

FEEL FREE TO CONTACT ME!

CONCORD PUBLIC LIBRARY

2900 Salvio Street Concord, CA 94519

EMAIL ADDRESS

Kbuckley@ccclib.org

BRANCH PHONE NUMBER

925-646-5455

Follow Me For More Craft Ideas!



Kimmrslibraianlady



mrslibrarianlady



@mrslibrarianlady