



Free

USA Learns Citizenship Course

usalearns.org

Andrea Willis, Sacramento County Office of Education

Katy Azevedo, Butte County Library / Libraries Helping Immigrants

Topics for Today

- Overview of the naturalization interview
- Tour the USA Learns Citizenship course
- How to make a teacher account
- Ideas about how to use it in your library

USA Learns Statistics

- Web pages viewed since 2008: **1.8 Billion**
- Number of website users: **13 Million**
- Average amount of time per visit: **24 minutes**
- Number of users per day: **9,000**
- Accessed by every country in the world



USA Learns Statistics

Top states: Florida, **California**, Texas, New York, Massachusetts



Top cities in CA: Los Angeles, San Francisco, San Jose, Sacramento, Stockton, Fremont, Fresno, Oakland, and Sunnyvale

USA Learns Citizenship



*What
makes it
so
special?*

**Prepare for ALL aspects of the
naturalization interview + FREE**

USA Learns Citizenship Statistics

November 2017 – Dec 31, 2019

- 175,000 learners
- 1.8 million activities completed



USA Learns Citizenship - Quality Content

Content developed in partnership with...

- Expert ESL and citizenship teachers
- Immigration attorneys at Immigrant Legal Resource Center
- USCIS program specialists



Utilizes high-quality resources...

- Aligns with USCIS Adult Ed Citizenship education content standards and foundation skills
- Uses USA Learns best practices

What happens during the interview?

We teach it!

Questions about your [N-400](#) Application for Naturalization

- Are you eligible for citizenship?
- Are you telling the truth? Do your answers match the ones you wrote on the N-400?
- Are there errors on your N-400 application?
- Are there changes, such as a new address or a new workplace?

U.S. History and Civics test

- 10 questions from the USCIS [list of 100 questions](#). You must correctly answer 6.

Reading and Writing test

- [Read](#) one sentence out loud and write one sentence in English. Get 3 chances to read and 3 chances to [write](#) one sentence correctly.

English speaking

- Small talk
- General speaking throughout the interview

USA Learns Citizenship



Let's take a tour!

Praise From Experts

“I’m not aware of another free resource that is this in-depth and prepares applicants for ALL aspects of the naturalization interview. The combination of reading, writing, listening and speaking practice makes this course ideal for many levels of citizenship students.”

- Jennifer Gagliardi,
U.S. Citizenship Teacher

Creating a Teacher Account

How to do it...

Teacher Side

<https://usalearns.org/teacher>



Welcome to USA Learns for Teachers!

A Free Site for Teaching English and U.S. Citizenship to Adults

Create online English and U.S. Citizenship classes, monitor your students' progress and use easy management tools.

Register

Already registered?

Sign In

What's New?
USA Learns has launched a new U.S. Citizenship Course!

Visit USA Learns for Students

Get the USA Learns English smartphone and tablet apps!

START NOW

3 Easy Steps:
1) Click 'Start Now'
2) Download on our website!
3) Get access to your inbox

Teachers use USA Learns to:


- Create free online English and U.S. Citizenship classes based on USA Learns' 1st English Course, 2nd English Course and Practice English and Reading and U.S. Citizenship Course.
- Enroll students in USA Learns classes.
- Monitor progress of ESL students.
- Easily access class rosters and grade books.

Read about [USA Learns in the](#)

Students use USA Learns to:



- Learn English free!
- Prepare to become a U.S. citizen.
- Watch video of English lessons and do 1000s of English learning activities.
- Practice English speaking, listening, vocabulary, reading, writing, pronunciation, and grammar.
- Check for understanding and receive immediate feedback.
- Learn everyday American English and life skills.

Register

InstructionsResourcesU.S. Citizenship ▾AppsAbout Us ▾Student SiteRegisterSign In

Register

Start TEACHING English now!



Teacher Registration

Are you an English teacher or library staff who wants to teach English or U.S. citizenship online? Please complete this form to start using USA Learns' courses with your students. The courses are **free** for you and your students.

Email Address: *

First Name: *

Last Name: *

Alias: *

Your name as seen by students

Country:

(Not Specified) ▾

Agency Type:

Adult School ▾

Agency Name:

Password: *

(Password should be at least 6 letters or numbers, no spaces.):

Confirm Password: *

Are you a STUDENT?

Please [register here!](#)

Advertisement

22 Programs, 19 Locations


Carrington College® is closer than you think. Inquire Now!

carrington.edu

How do teachers and library staff use USA Learns?

1. Register here.
2. Create your class.
3. Invite students to enroll.
4. Monitor student progress as they learn English and U.S. citizenship online.

Read the [Instructions](#) for more details. It's easy!



Register one time. [Sign in](#) when you return.

Start a New Class

The screenshot shows the USA Learns For Teachers website. The top navigation bar includes links for Home, Instructions, Resources, Apps, About Us (with a dropdown arrow), Student Site, and Sign off. Below this, there are tabs for Administrator, Course Author, Work To Do, and Teacher. The main content area is titled 'My Home' and displays the email address awillis@scoe.net. It provides instructions on how to start a new class or manage existing ones. A red arrow points to the 'Start a New Class' button. To the right, there is a section titled '2 writing activities to grade' with a list of links: Messages, Change my password, Change my email address, and Change my name. At the bottom right, there is a 'News for teachers' section.

USA Learns® For Teachers

Home Instructions Resources Apps About Us ▾ Student Site Sign off

Administrator Course Author Work To Do Teacher

My Home

awillis@scoe.net

Start a New Class or manage your existing classes on this page. Select a class title to access your class roster, view scores, write messages, and more.
(Press the class title again to close the menu.)

Class Overview


Start a New Class

2 writing activities to grade


- [Messages](#)
- [Change my password](#)
- [Change my email address](#)
- [Change my name](#)

News for teachers

Class Details

[Home](#)[Instructions](#)[Resources](#)[Apps](#)[About Us](#)[Student Site](#)[Sign off](#)

Create a New Class

 [New Class](#)

Create your new Class by filling out the information below.

Title: *

Based on Course: *

Description: *

Start Date: *

End Date:

Create My Class

Class Key

The screenshot shows the USA Learns For Teachers web application. The top navigation bar includes links for Home, Instructions, Resources, Apps, About Us, Student Site, and Sign off. Below this, there are tabs for Administrator, Course Author, Work To Do, and Teacher. The main content area is titled 'My Home' and includes a welcome message from awillis@scoe.net. It instructs users to start a new class or manage existing ones. A 'Class Overview' section on the left lists three classes: '1st English Course', '2nd English Course', and 'Andrea's Demo Class'. A 'Manage '1st English Course'' dropdown menu is open, showing options like 'View Class Roster', 'New Message', 'Student Activity by Class', 'Share Class Key', and 'Edit Class Details'. A table in the center displays class details with columns for Title, Enrollment, and Class Key. The 'Class Key' column contains values like '2e627d49', '64f9195f', and 'b31018fa'. A red arrow points from the 'Share Class Key' option in the dropdown menu to the 'Class Key' column in the table. On the right, there are sections for '2 writing activities to grade' (with links for Messages, Change my password, Change my email address, and Change my name) and 'News for teachers' (with links for Downloadable PDFs of the writing prompts and a new student activity report).

USA Learns® For Teachers

Home Instructions Resources Apps About Us ▾ Student Site Sign off

Administrator Course Author Work To Do Teacher

My Home

awillis@scoe.net

Start a New Class or manage your existing classes on this page. Select a class title to access your class roster, view scores, write messages, and more.
(Press the class title again to close the menu.)

Class Overview

Start a New Class

Manage '1st English Course'

- [View Class Roster](#)
- [New Message](#)
- [Student Activity by Class](#)
- [Share Class Key](#)
- [Edit Class Details](#)

Title	Enrollment	Class Key
1st English Course	n/a	2e627d49
2nd English Course	n/a	64f9195f
Andrea's Demo Class	n/a	b31018fa

2 writing activities to grade

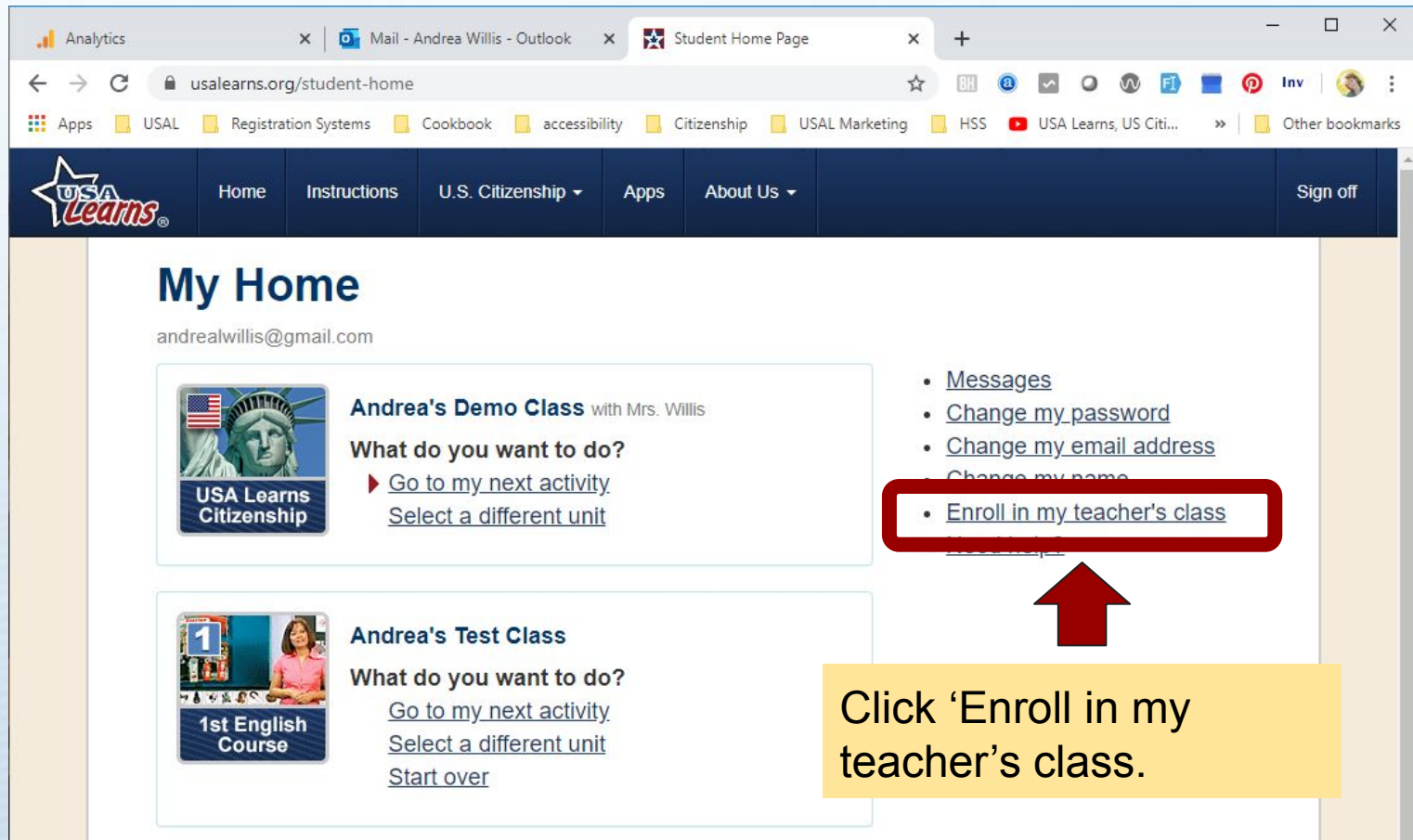
- [Messages](#)
- [Change my password](#)
- [Change my email address](#)
- [Change my name](#)

News for teachers

- [Downloadable PDFs of the writing prompts](#) for all Writing Activities are now available.
- We've added a new student activity report!

Share your class key
with learners

Student Enters Class Key - 1



The screenshot shows a web browser window with the URL usalearns.org/student-home. The page has a dark blue header with the USA Learns logo and navigation links: Home, Instructions, U.S. Citizenship, Apps, and About Us. A 'Sign off' button is in the top right. Below the header, the page is titled 'My Home' with the email address andrealwillis@gmail.com.

There are two main class cards:

- Andrea's Demo Class** with Mrs. Willis. It features a Statue of Liberty icon and the text 'USA Learns Citizenship'. Below the title, it asks 'What do you want to do?' and provides links: [Go to my next activity](#) and [Select a different unit](#).
- Andrea's Test Class**. It features a '1st English Course' icon. Below the title, it asks 'What do you want to do?' and provides links: [Go to my next activity](#), [Select a different unit](#), and [Start over](#).

On the right side of the page, there is a list of links:

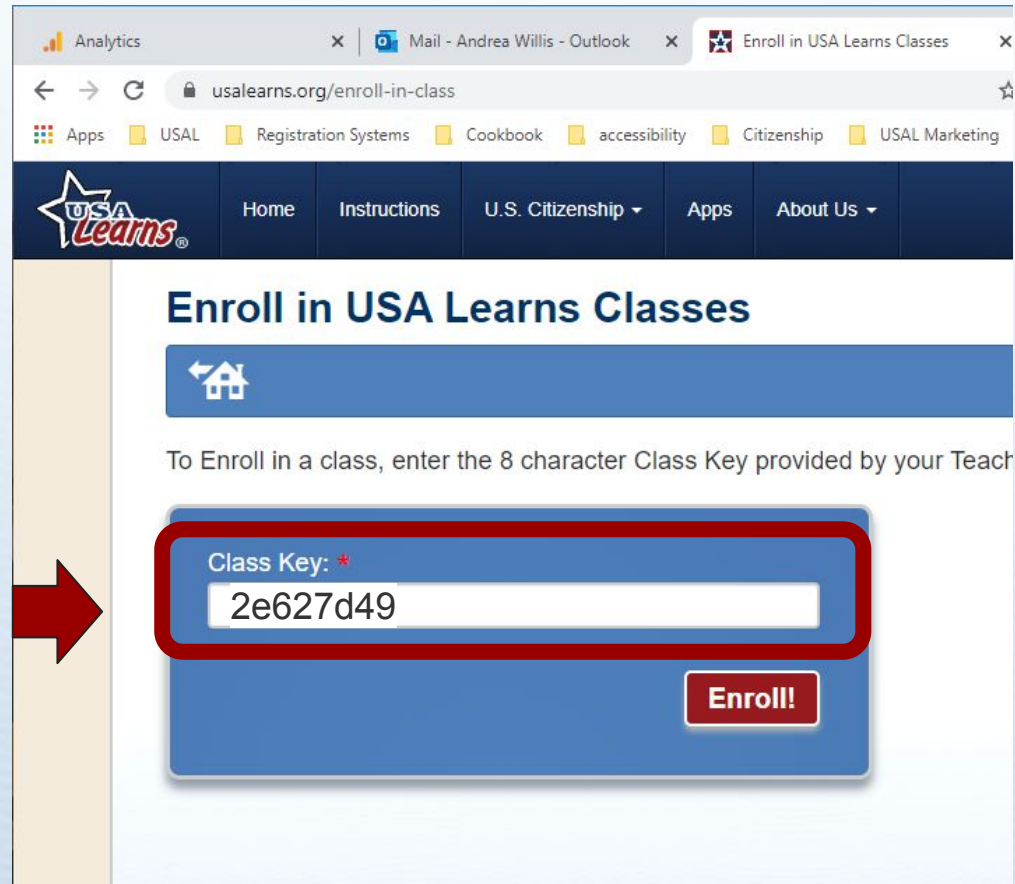
- [Messages](#)
- [Change my password](#)
- [Change my email address](#)
- [Change my name](#)
- [Enroll in my teacher's class](#)

The link 'Enroll in my teacher's class' is highlighted with a red rectangular box. A red arrow points from a yellow callout box below to this link. The callout box contains the text: 'Click 'Enroll in my teacher's class.'

Student Enters Class Key - 2

Students enter
your class key
here. Click
'Enroll!'

They're in your
class!



The screenshot shows a web browser window with the URL usalearns.org/enroll-in-class. The page title is "Enroll in USA Learns Classes". Below the title is a blue button with a house icon. The text below the button says "To Enroll in a class, enter the 8 character Class Key provided by your Teacher". A red arrow points from the text on the left to the "Class Key" input field. The input field contains the text "2e627d49". To the right of the input field is a red button labeled "Enroll!".

Analytics | Mail - Andrea Willis - Outlook | Enroll in USA Learns Classes

usalearns.org/enroll-in-class

Apps | USAL | Registration Systems | Cookbook | accessibility | Citizenship | USAL Marketing

USA Learns® | Home | Instructions | U.S. Citizenship | Apps | About Us

Enroll in USA Learns Classes

🏠

To Enroll in a class, enter the 8 character Class Key provided by your Teacher

Class Key: *

2e627d49

Enroll!


You can monitor progress

Attempts

Dates

Time
spent

Scores

 Home Instructions Resources Apps About Us Student Site Sign off				
Student Gradebook				
Class 2nd English Course				
Student Willis, Andrea				
2nd English Course				
Title	Attempts	Completed	Time	Score
Unit 1: Workers and the Workplace — Job and Career Advancement — Introduction & Vocabulary				
Let's Watch	6	10/22/2018	00:04:32	—
Learning Goals	7	10/22/2018	00:01:03	—
Learn New Words	1	2/23/2017	00:01:54	—
Definition Match	1	2/27/2017	00:01:34	100%
Listening Match				•
Say it!				—
Spell it!				•
Unit 1: Workers and the Workplace — Job and Career Advancement — Story Start-Up				
Listen for it!				•
Getting Ready				—
Let's Watch	6	11/2/2017	00:09:08	—
Comprehension Check	1	1/29/2018	00:00:52	70%
What did they say?				•
Unit 1: Workers and the Workplace — Job and Career Advancement — Vocabulary Part 2				

How could you use it?

Based on what you've seen, how could YOU use the this course in your library?

Katy, how do you use it in a library?



"I take it on the road! I use USA Learns to teach citizenship and English."

How could you use it in a library?

Set up a **citizenship corner** with print materials and a computer (with headphones and microphone).



How could you use it in a library?

Use it in small groups or one-on-one.



*"Eketahuna computing class" by Aotearoa People's Network
Kaharoa is licensed under CC BY-NC 2.0*

How could you use it in a library?

Use it in a
“flipped” or
“blended” model:

Learners study
online at home,
then you provide
in-class
instruction.



How could you use it in a library?

Tutors set up a **teacher account**.
Learners study
USA Learns
Citizenship at
home with
face-to-face
tutoring.



<https://tinyurl.com/u6azf87>

Insider Scoop - English Courses

- **1st English Course**

- Low to High Beginner ESL – NRS 2-3
- 192 lessons and 639 activities




- **2nd English Course**

- Low to High Intermediate ESL - NRS 4-5
- 141 lessons, 848 activities



- **Practice English & Reading**

- Real news stories and activities
- Builds vocabulary, speaking and comprehension skills



New!

English 1 Plus

- Beginning high / intermediate low course
- Based on Voice of America *Let's Learn English*



Insider Scoop

- **USA Learns Citizenship was partly funded by the California State Library. Thank you!**
- **USA Learns is optimized for computers and tablets.**
- **4 free apps: *USA Learns English Apps (beginning English)***
- **Students need an email account. Getting one is a good digital literacy activity. Try gmail!**

Insider Scoop

- **New *Access America* course is being built.**
 - **Helps immigrants integrate into US society**
 - **Covers civic, linguistic, economic and local integration**
 - **Built in partnership with USCIS**

Questions?

Just ask!

Thank You!



Andrea Willis
awillis@scoe.net

Katy Azevedo
KAzevedo@buttecounty.net